



2967
RESIDUE MANAGER WHEEL ASSEMBLY
2565-367_REV_D 06/2021



YETTER MANUFACTURING CO.
FOUNDED 1930
Colchester, IL 62326-0358
Toll free: 800/447-5777
309/776-3222 (Fax)
Website: www.yetterco.com
E-mail: info@yetterco.com

YETTER

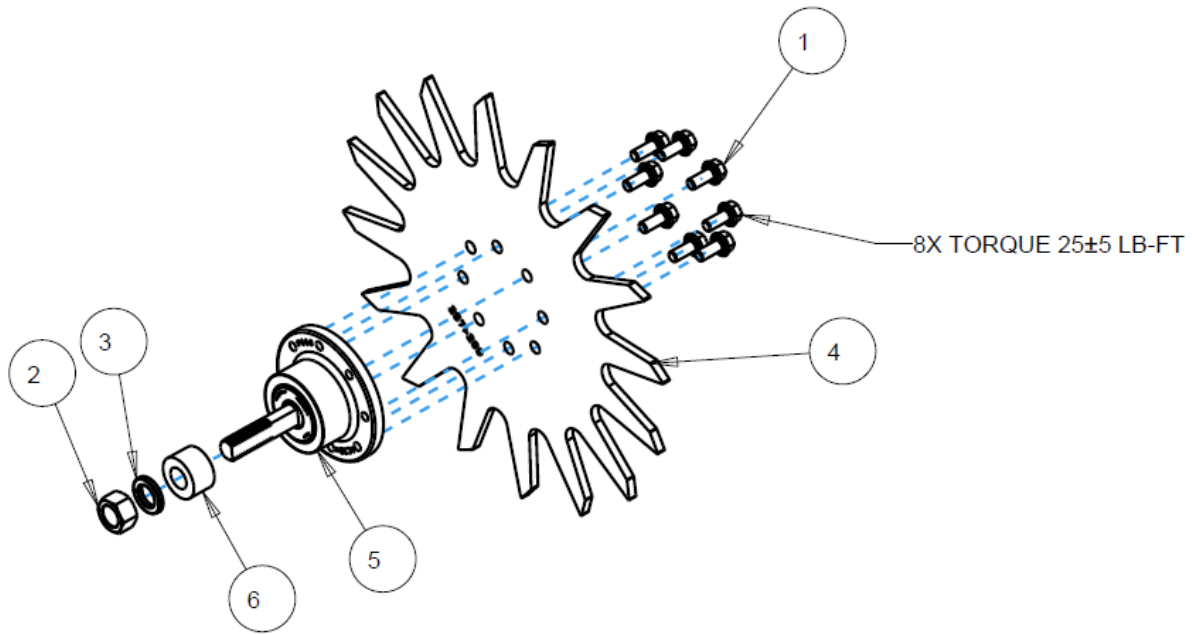
INSTALLATION

1. Be sure to install the 3/4" spacers when assembling the spoke wheel and bearing assembly. Using the 5/8" lockwasher and nut, secure the wheel to the bracket. Torque 150 ft.lbs.

MAINTENANCE

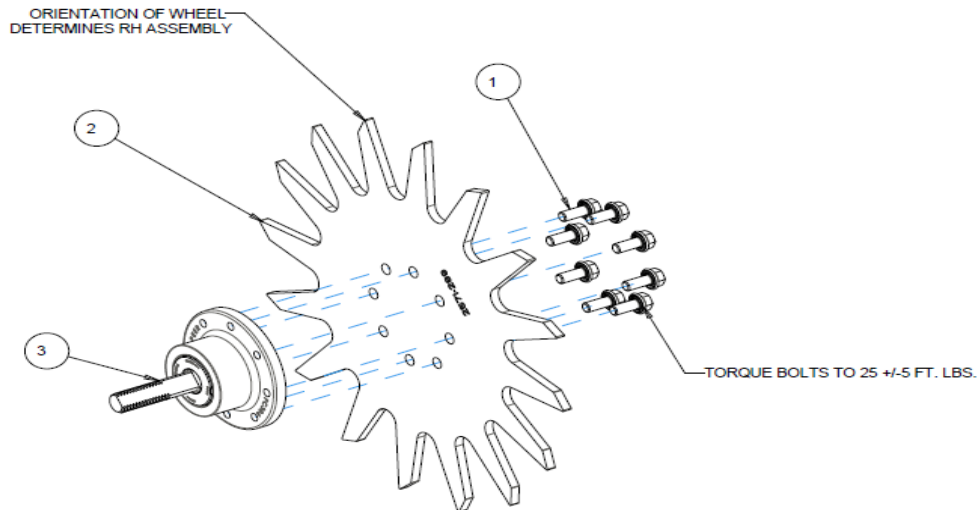
After a few hours use, check all bolts to make sure they are tight.

PARTS IDENTIFICATION 2967-101A



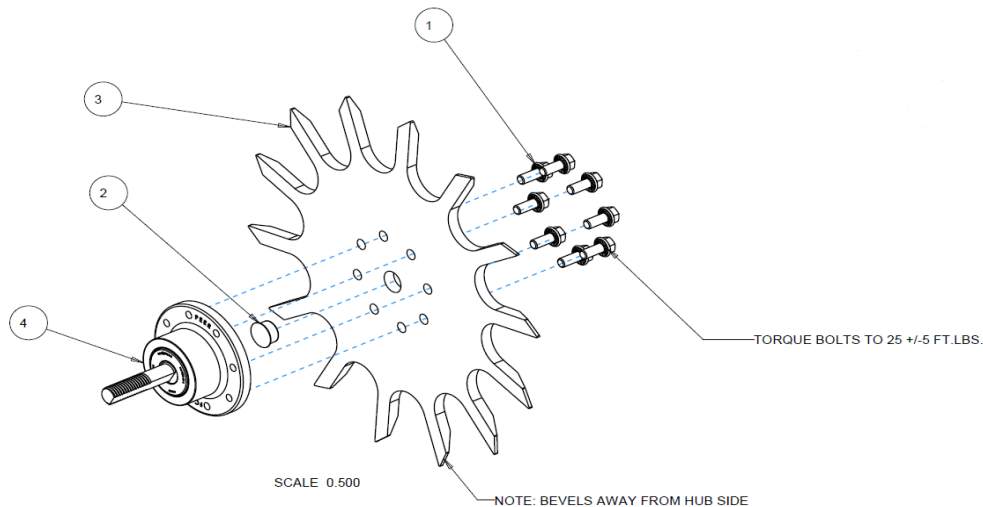
ITEM	PART NO.	DESCRIPTION	QTY
1	2502-220	5/16-18 X 3/4 HHFS GR5 ZP	8
2	2520-452	5/8-11 HEX NUT GR 8 ZP	1
3	2525-451	5/8 MED. LOCKWASHER ZP.	1
4	2571-289	13" TAPER TOOTH SPOKE WHEEL, 8 BOLT	1
5	2965-501	HUB ASSEMBLY, 2.406 SPINDLE	1
6	2967-302	SPACER, 3/4" PLATED	1

PARTS IDENTIFICATION
2966-102 RIGHT HAND SPOKE WHEEL (SHOWN)
2966-103 LEFT HAND SPOKE WHEEL



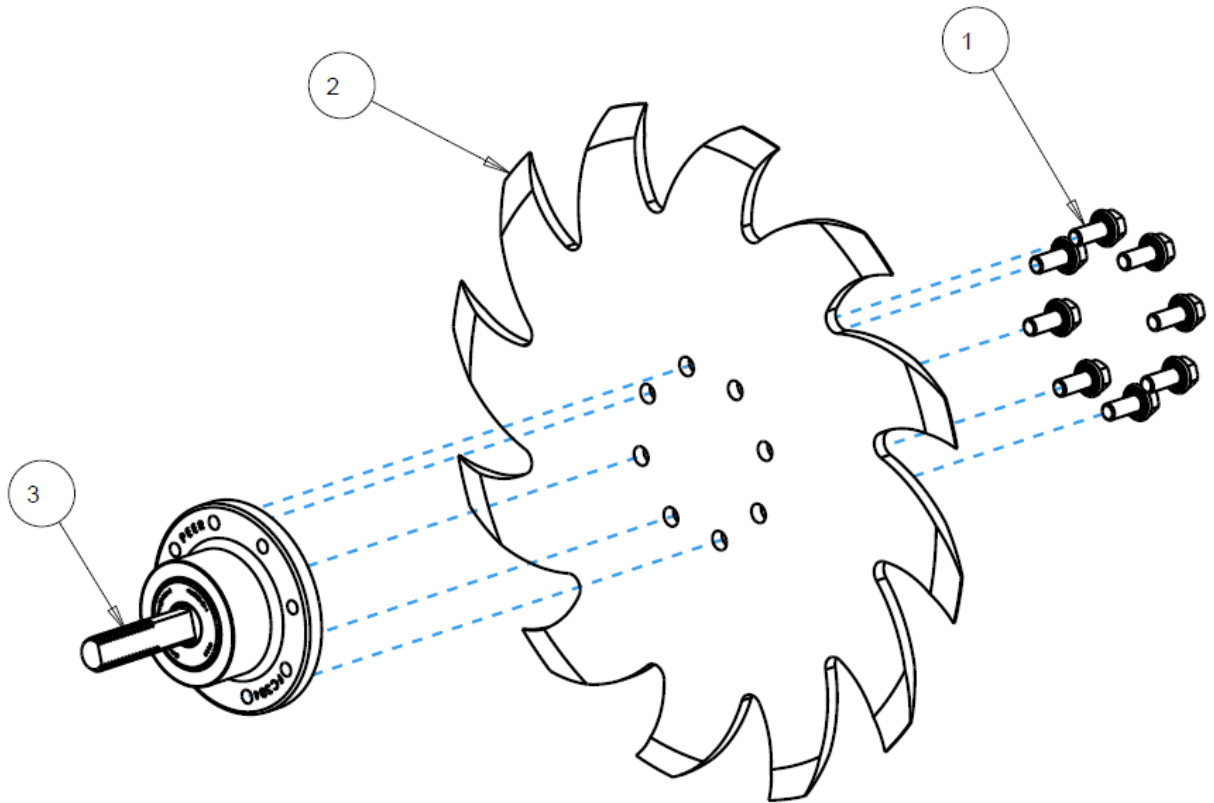
ITEM	PART NO.	DESCRIPTION	QTY
1	2502-220	5/16-18 X 3/4 HHFS GR5 ZP	8
2	2571-289	13" TAPER TOOTH SPOKE WHEEL, 8 BOLT	1
3	2965-501	HUB ASSEMBLY, 2.406 SPINDLE	1

2966-102-BW RIGHT HAND BEVELED WHEEL (SHOWN)
2966-103-BW LEFT HAND BEVELED WHEEL



ITEM	PART NO.	DESCRIPTION	QTY
1	2502-220	5/16-18 X 3/4 HHFS GR5 ZP	8
2	2570-994	BEVEL WHEEL CENTER HOLE PLUG	1
3	2571-287-R	13" BEVEL WHEEL, 8 BOLT, RH	1
4	2965-501	HUB ASSEMBLY, 2.406 SPINDLE	1

PARTS IDENTIFICATION
2966-102-ST RIGHT HAND SHARK WHEEL (SHOWN)
2966-103-ST LEFT HAND SHARK WHEEL



ITEM	PART NO.	DESCRIPTION	QTY
1	2502-220	5/16-18 X 3/4 HHFS GR5 ZP	8
2	2571-286	SHARKTOOTH WHEEL, 8 BOLT	1
3	2965-501	HUB ASSEMBLY, 2.406 SPINDLE	1

NOTES

NOTES



A Tradition of Solutions since 1930

Yetter Farm Equipment Co

PO BOX 358 109 S. McDonough

Colchester, IL 62326-0358

Phone: 309-776-4111

Toll Free: 800-447-5777

Email: info@yetterco.com

For updated models and manuals visit the Yetter website:

www.yetterco.com

© Yetter Farm Equipment Co. All Rights Reserved

2565-367_REV_D -06/2021