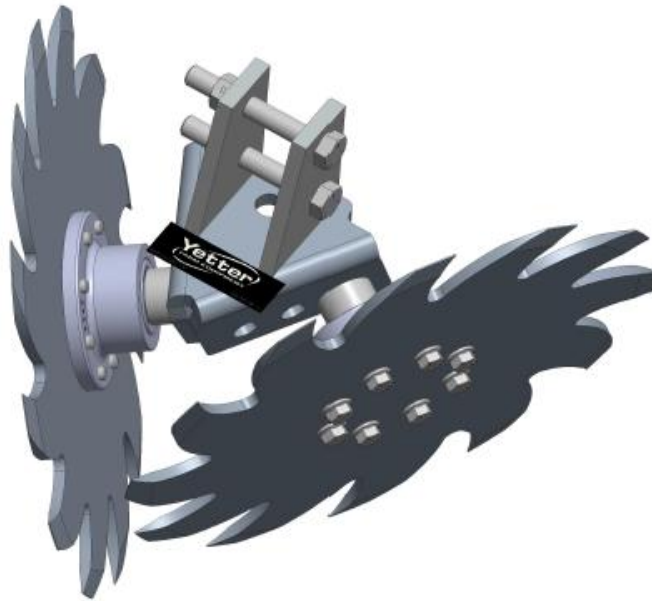




2967-081A
RESIDUE MANAGER FOR JD SCREW ADJUST
2565-448_REV_E • 12/2022



YETTER MANUFACTURING CO.
FOUNDED 1930

Colchester, IL 62326-0358
Toll free: 800/447-5777
309/776-3222 (Fax)
Website: www.yetterco.com
Email: info@yetterco.com

YETTER

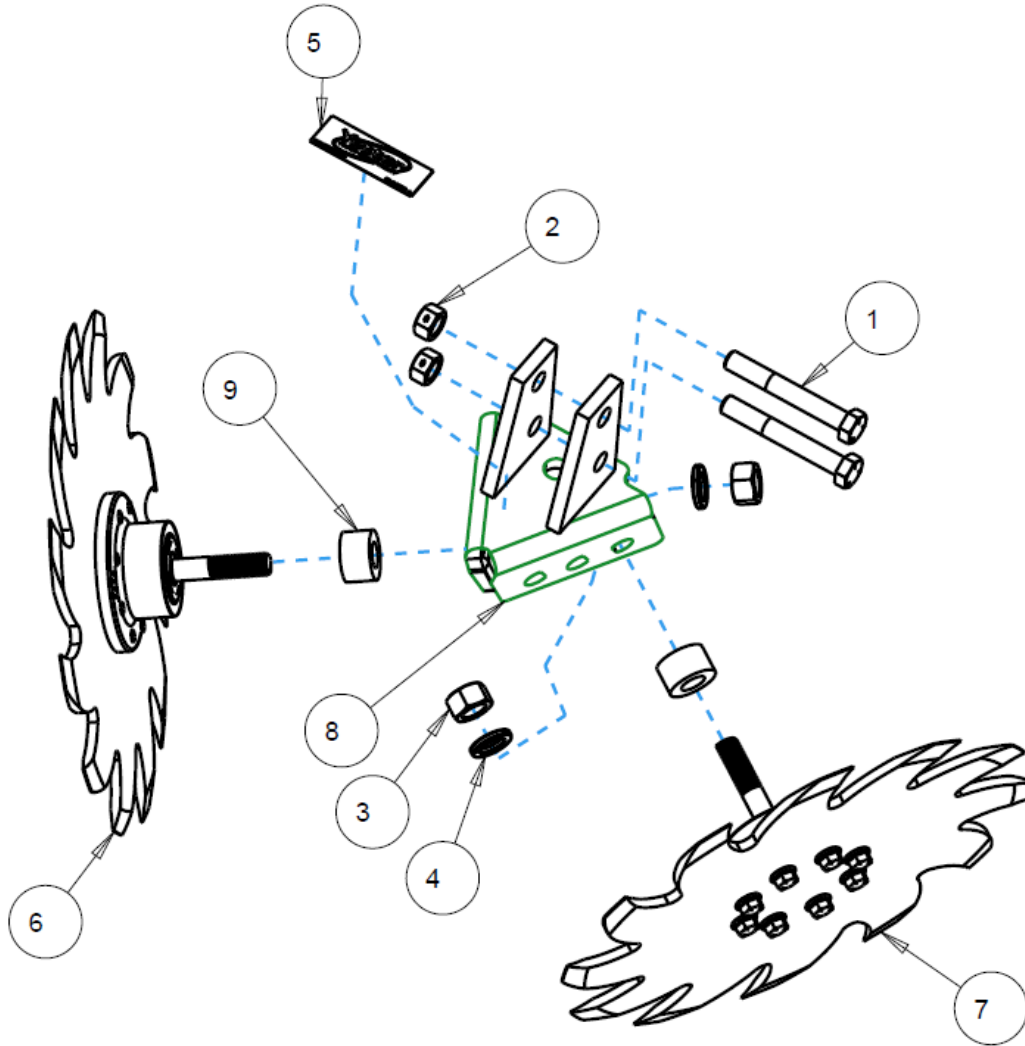
INSTALLATION

1. Be sure to install the 3/4" spacers and bearing shields when assembling the spoke wheel and bearing assembly. Using the 5/8" lockwasher and nut, secure the wheel to the bracket. Torque 150 ft.lbs. Stagger spoke wheels so that half of the rows have the left wheel leading and half of the rows have the right wheel leading.
2. Attach the RESIDUE WHEEL assembly to the screw adjust bracket using the two 1/2" x 3 1/2" bolts and lock nuts.

MAINTENANCE

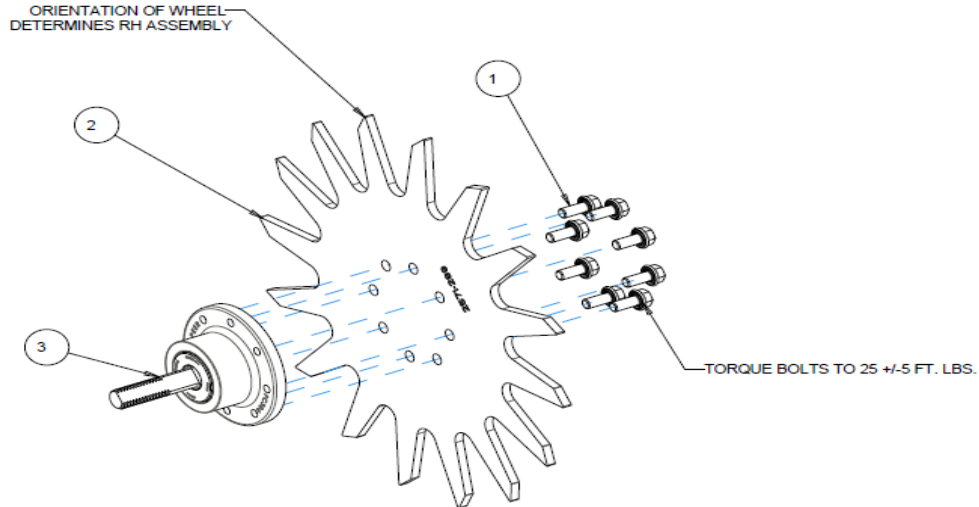
After a few hours use, check all bolts to make sure they are tight.

PARTS IDENTIFICATION 2967-081A-ST



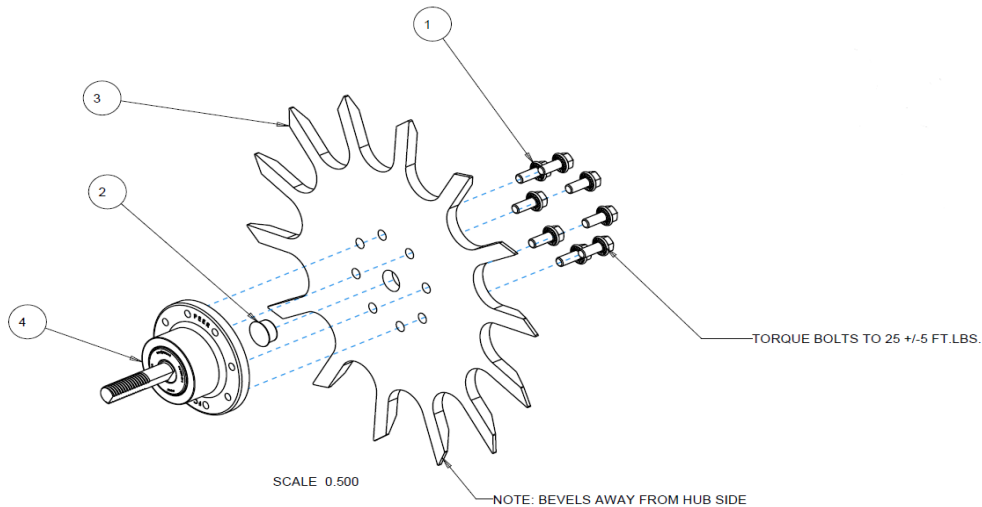
ITEM	PART NO.	DESCRIPTION	QTY
1	2502-316	1/2-13 X 3-1/2 HHCS GR5 ZP	2
2	2520-357	1/2-13 LOCK HEX NUT, GR A, ZP	2
3	2520-452	5/8-11 HEX NUT GR 8 ZP	2
4	2525-451	5/8 MED. LOCKWASHER ZP.	2
5	2565-179	YETTER DECAL 1" X 3"	1
6	2966-102-ST	SHARKTOOTH ASSEMBLY, R.H.	1
7	2966-103-ST	SHARKTOOTH ASSEMBLY, L.H.	1
8	2967-257	JD SCREW ADJ RM BRACKET WA	1
9	2967-302	SPACER, 3/4" PLATED	2

PARTS IDENTIFICATION
2966-102 RIGHT HAND SPOKE WHEEL (SHOWN)
2966-103 LEFT HAND SPOKE WHEEL



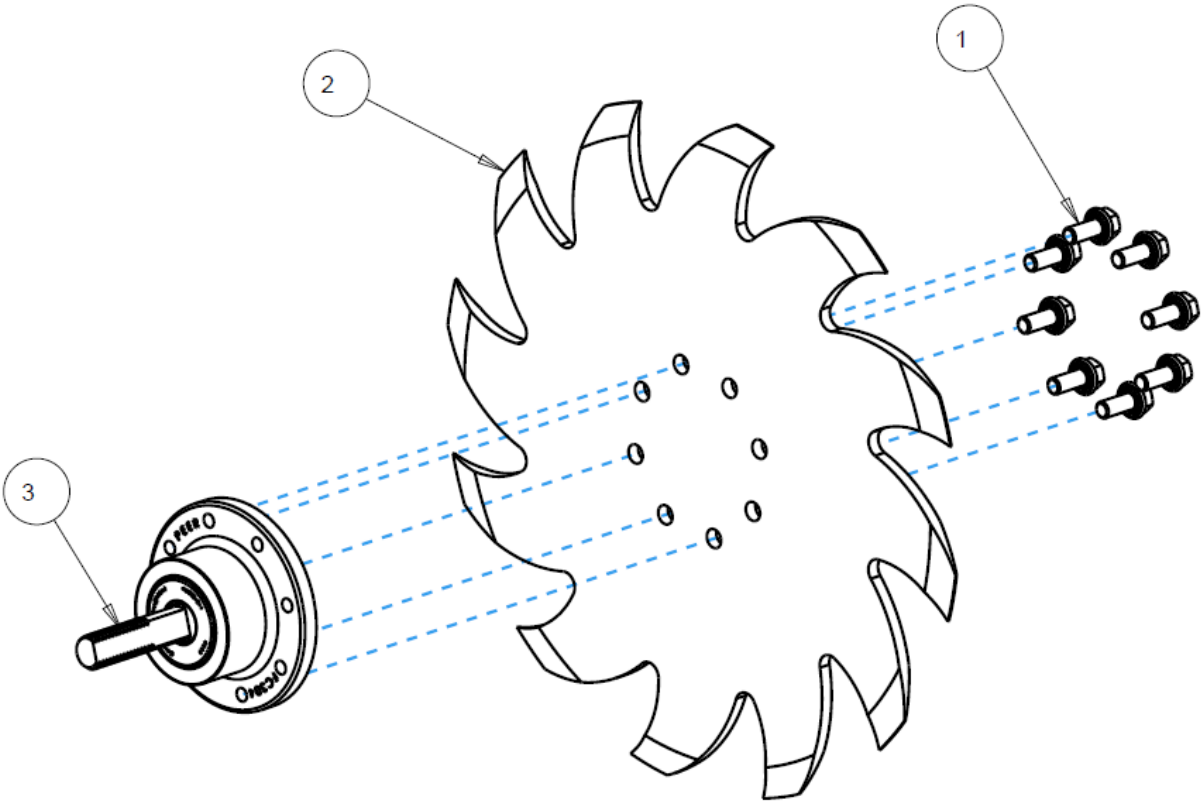
ITEM	PART NO.	DESCRIPTION	QTY
1	2502-220	5/16-18 X 3/4 HHFS GR5 ZP	8
2	2571-289	13" TAPER TOOTH SPOKE WHEEL, 8 BOLT	1
3	2965-501	HUB ASSEMBLY, 2.406 SPINDLE	1

2966-102-BW RIGHT HAND BEVELED WHEEL (SHOWN)
2966-103-BW LEFT HAND BEVELED WHEEL



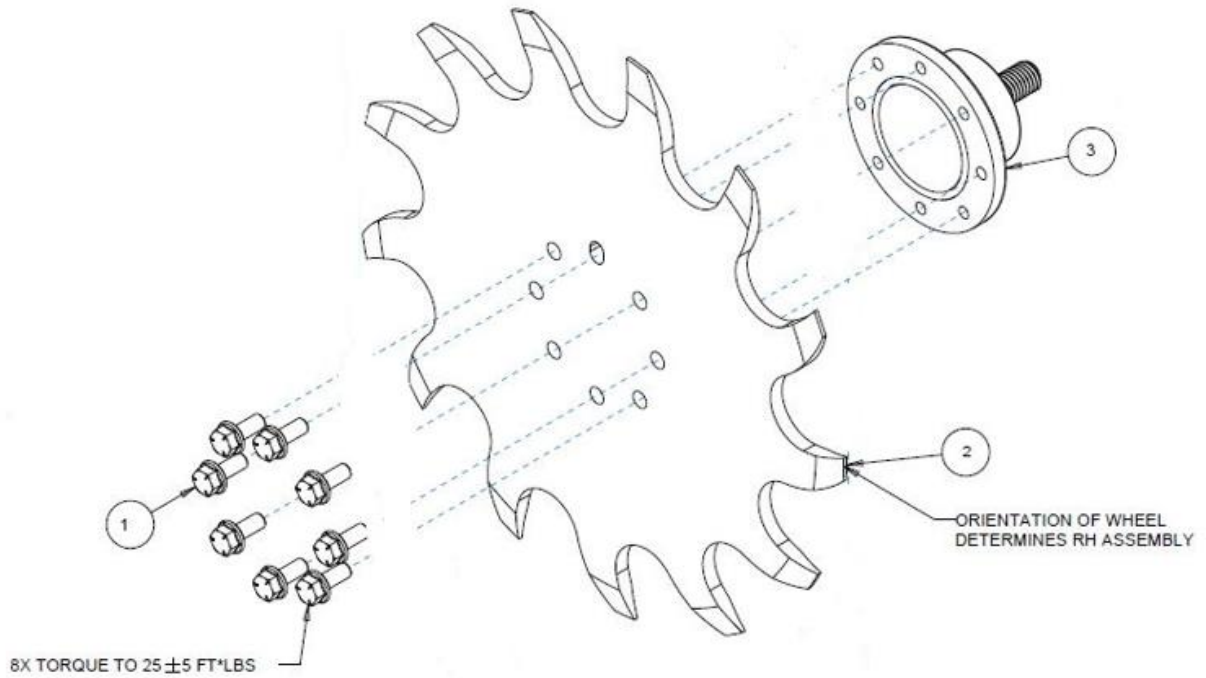
ITEM	PART NO.	DESCRIPTION	QTY
1	2502-220	5/16-18 X 3/4 HHFS GR5 ZP	8
2	2570-994	BEVEL WHEEL CENTER HOLE PLUG	1
3	2571-287-R	13" BEVEL WHEEL, 8 BOLT, RH	1
4	2965-501	HUB ASSEMBLY, 2.406 SPINDLE	1

PARTS IDENTIFICATION
2966-102-ST RIGHT HAND SHARK WHEEL (SHOWN)
2966-103-ST LEFT HAND SHARK WHEEL

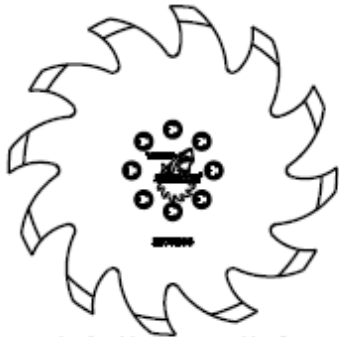


ITEM	PART NO.	DESCRIPTION	QTY
1	2502-220	5/16-18 X 3/4 HHFS GR5 ZP	8
2	2571-286	SHARKTOOTH WHEEL, 8 BOLT	1
3	2965-501	HUB ASSEMBLY, 2.406 SPINDLE	1

PARTS IDENTIFICATION
2966-102-STF
RIGHT HAND SHARKTOOTH FINGER WHEEL ASSEMBLY



ITEM	QTY	PART NO.	DESCRIPTION
1	8	2502-220	5/16-18 X 3/4 HHFS BOLT GR5
2	1	2571-600	SHARKTOOTH FINGER WHEEL
3	1	2965-501	HUB ASSEMBLY 2.406" SPINDLE



SHARKTOOTH WHEEL ASSEMBLY
 RIGHT HAND 2966-140-ST(SHOWN)
 LEFT HAND 2966-141-ST



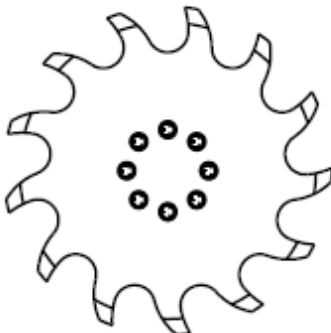
SHARKTOOTH WHEEL ASSEMBLY W/FLOATER WHEEL
 RIGHT HAND 2966-140-ST-FW(SHOWN)
 LEFT HAND 2966-141-ST-FW



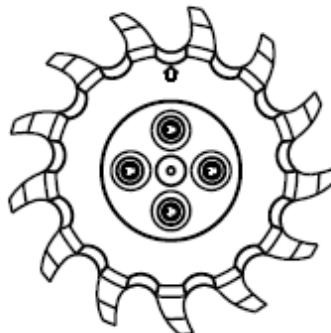
BEVEL WHEEL ASSEMBLY
 RIGHT HAND 2966-140-BW(SHOWN)
 LEFT HAND 2966-141-BW



BEVEL WHEEL ASSEMBLY W/FLOATER WHEEL
 RIGHT HAND 2966-140-BW-FW(SHOWN)
 LEFT HAND 2966-141-BW-FW



SHARKTOOTH FINGER WHEEL ASSEMBLY
 RIGHT HAND 2966-140-STF(SHOWN)
 LEFT HAND 2966-141-STF



SHARKTOOTH FINGER WHEEL ASSEMBLY W/FLOATER WHEEL
 RIGHT HAND 2966-140-STF-FW(SHOWN)
 LEFT HAND 2966-141-STF-FW

ISO2966-140_ASSEMBLIES



A Tradition of Solutions since 1930

Yetter Farm Equipment Co

PO BOX 358 109 S. McDonough

Colchester, IL 62326-0358

Phone: 309-776-4111

Toll Free: 800-447-5777

Email: info@yetterco.com

For updated models and manuals visit the Yetter website:

www.yetterco.com

© Yetter Farm Equipment Co. All Rights Reserved