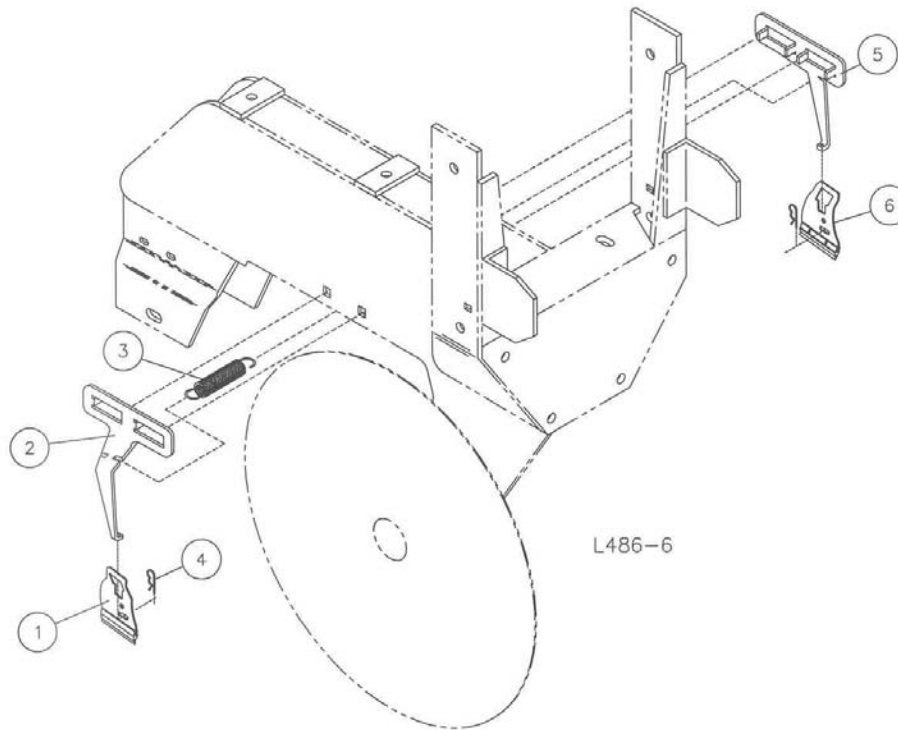




6000-012

TUFFWEAR™ SCRAPER

ASSEMBLY INSTRUCTIONS & PARTS MANUAL



| DET | QTY | PART NO. | DESCRIPTION |
|-----|-----|----------|-------------------------|
| 1 | 1 | 7012-100 | CARBIDE SCRAPER, R.H. |
| 2 | 1 | 6000-436 | SCRAPER ARM, R.H. |
| 3 | 1 | 2550-712 | SPRING, SCRAPER |
| 4 | 2 | 2570-159 | 1/16 HAIRPIN COTTER ZYD |
| 5 | 1 | 6000-435 | SCRAPER ARM, L.H. |
| 6 | 1 | 7012-101 | CARBIDE SCRAPER, L.H. |

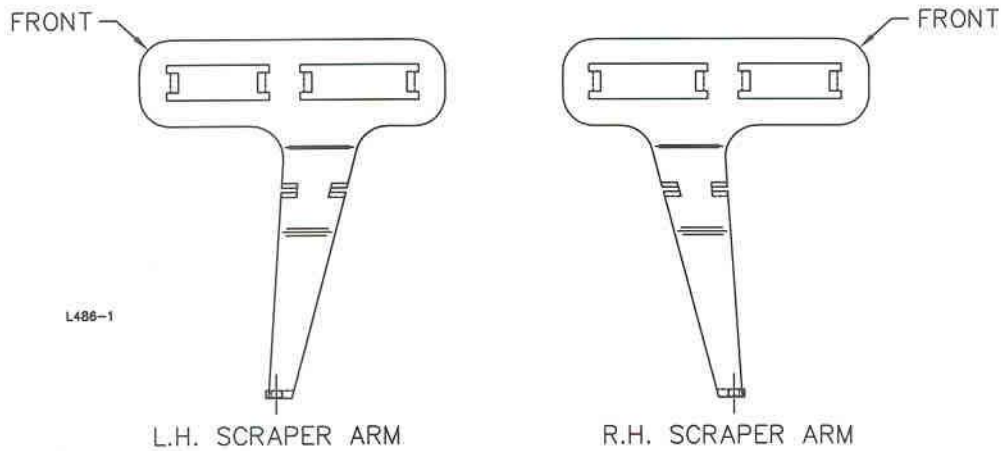
YETTER MANUFACTURING CO.
FOUNDED 1930

Colchester, IL 62326-0358
 Toll free: 800/447-5777
 309/776-3222 (Fax)
 Website: www.yetterco.com
 E-mail: info@yetterco.com

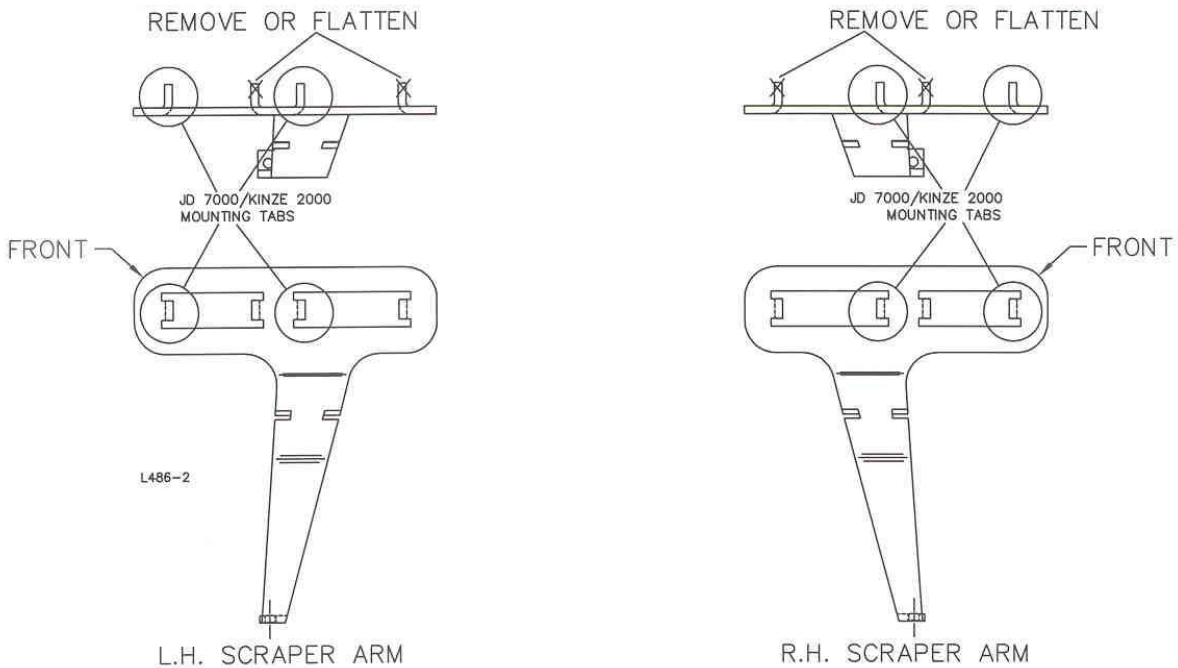
YETTER

ASSEMBLY INSTRUCTIONS

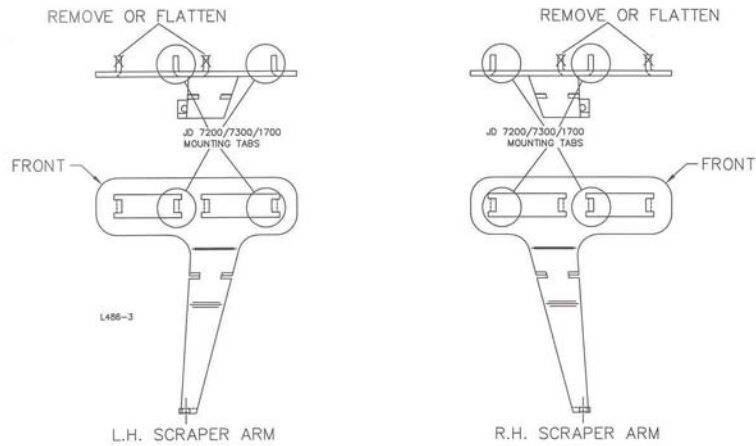
1. Determine R.H. and L.H. scraper arms using illustration below. Note: tabs are pointing down.



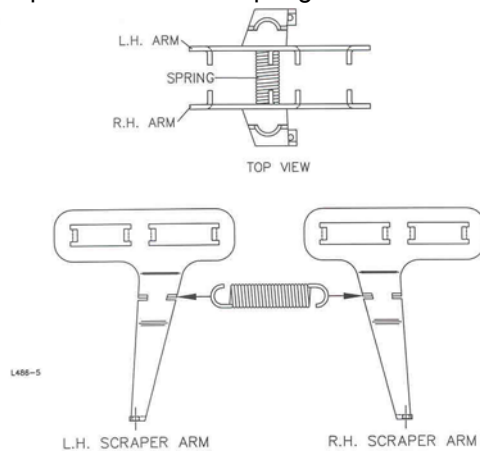
2. Mounting tabs that are not going to be used (based upon the model of planting unit to be mounted on) need to be bent flush with the scraper arm or removed from the scraper arm.



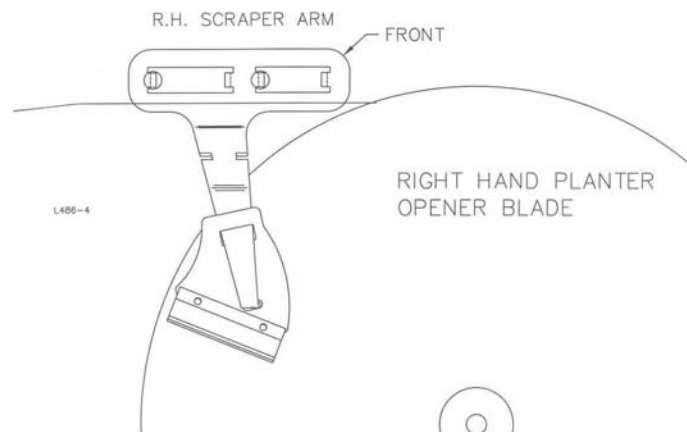
ASSEMBLY INSTRUCTIONS



3. Assemble the right and left scraper arms with the spring hooked into the arm slots.



4. Place the tabs of one arm into the mounting holes and pull the assembly under the planter opener frame to the other side and insert the tabs into the mounting holes. Note: check to make sure the tabs are securely inserted in the scraper mounting holes.
5. Hold the arms out away from the blade and slide the scrapers onto the arms.
6. Insert scraper arm bent end into the oblong slot in scraper and secure with 2570-159 hairpin cotter.



7. Release scraper arm, spring tension will hold the scraper against the planter disc blade.
Note: check that the carbide edge is parallel with the disc and that there is spring tension holding the

Our name Is getting known

Just a few years ago, Yetter products were sold primarily to the Midwest only. Then we embarked on a program of expansion and moved into the East, the South, the West and now north into Canada. We're even getting orders from as far away as Australia and Africa.

So, when you buy Yetter products . . .you're buying a name that's recognized. A name that's known and respected. A name that's become a part of American agriculture and has become synonymous with quality and satisfaction in the field of conservation tillage.

Thank you.

YETTER MANUFACTURING CO.

Colchester, IL 62326-0358 ☎ 309/776-4111

Toll Free 800/447-5777

Fax 309/776-3222

Website: www.yetterco.com

E-mail: yetterco@netins.net